

MDOT Grant System (MGS) Instructions

1. Create a MILogin account at <https://milogintp.michigan.gov/>. You will receive an email confirming your request for a MILogin account. If you already have a MILogin account, go to step 2.

Home Help MI.gov

MILogin

Login to your account

* = Required Fields

*User ID

*Password

Login

[Forgot your User ID?](#)

[Forgot your password?](#)

[Need Help?](#)

[Don't have an account?](#) [Create New Account](#)

[MILogin Home](#) [Michigan.gov Home](#) [Policies](#) [Contact Us](#)

Copyright 2015 State of Michigan

2. Login to your account and click on Request Access. Click on MDOT, then select “MDOT Grant System” from list and click Request Access.

MILogin

Request Access

Request access guidelines:




1. Search for an application with a keyword or select an agency to view its applications
2. Choose an application
3. Confirm your application and click 'Request Access' to proceed

Step 1: Search for an application

Enter application keyword

OR

Step 1: Select an agency to view its applications

Michigan Department of Transportation | Michigan Department of Health & Human Services | DTMB, Center for Shared Solutions

Step 2: Applications - Showing applications for 'Michigan Department of Transportation'

MDOT E-Performance Bond and Certificate of Insurance Public

MDOT Electronic State Transportation Improvement Program

MDOT Grant System

MDOT Lane Closures and Restrictions Admin

MDOT Local Agency Project Management System

Step 3: Click on 'Request Access' button to proceed

No application selected yet.

[Request Access](#)

[Return to home page](#)

3. You will receive a confirmation email. Return to the home page and click on the “MDOT Grant System” link to access the application.
4. Please contact the Office of Economic Development at 517-335-1069 if you need assistance.