

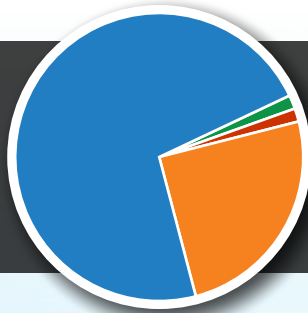
# 2018 Accomplishments



Funding provided for

**44** Projects in **38** Communities in **23** Counties

TAP  
Investment  
**\$26.5m**



- \$19.1m in facilities for pedestrians/bicyclists
- \$6.6m in Safe Routes to School projects
- \$0.4m in historic preservation projects
- \$0.4m in environmental mitigation projects

**85.6** TAP-Funded Miles

**66.3 miles of bike/walk facilities**

**0.2 miles of brick streets restored**

**0.3 miles of green storm water retention infrastructure**

**18.8 miles of sidewalk/pathways to schools**

Miles 10 20 30 40 50 60

**Iron Belle Trail Investment**

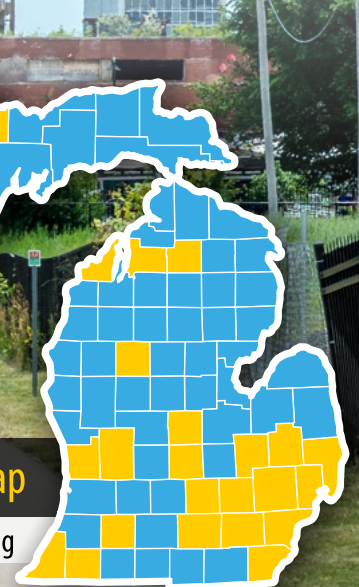
**\$10.2m 30.6 miles**



**MDOT**  
Michigan Department of Transportation

**TAP Project Map**

■ Received TAP funding



■ **Leveraged \$12.6m in matching funds**

■ **Support for 650+ construction jobs**

\*MDOT and six metropolitan planning organizations

For more information, visit  
**[www.Michigan.gov/TAP](http://www.Michigan.gov/TAP)**



# 2018 Accomplishments

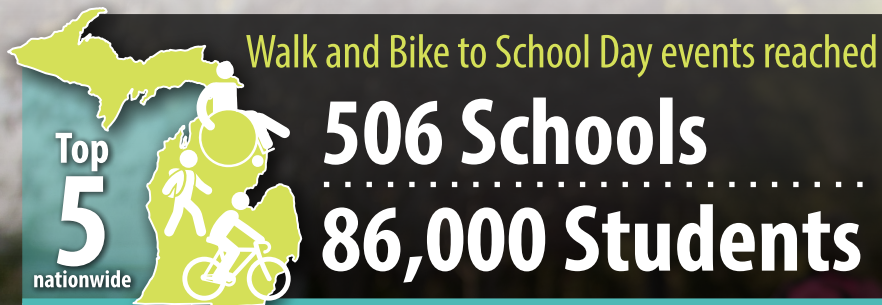


**Safe Routes to School**

Administered by the  
**MICHIGAN  
FITNESS  
FOUNDATION**

**Developed  
infrastructure to benefit  
23 schools across Michigan**

- 18.8 miles of new or improved sidewalk and pathways for student mobility and safety
- New signs and signals for added safety



Provided funding for 52 schools across 17 communities, encouraging more students to walk and bike to school through

- Bike trains
- Walking School Buses
- Bike Rodeos
- School-wide Safety Education

Extended our partnership with the Michigan Fitness Foundation to continue administration of the program

- Maximize programming
- Increasing level of service
- Improving grant administration

Safe Routes to School National Partnership's Making Strides 2018: State Report Card ranks Michigan among the top 5 in the nation for Safe Routes to School program support.

For more information, visit  
[www.SafeRoutesMichigan.org](http://www.SafeRoutesMichigan.org)

