



Socially Distanced Pedestrian Rodeo Guidelines

Safe Moves is committed to bringing your students life-saving traffic safety instruction while keeping them safe and following the COVID-19 safety guidelines. To that end, we have temporarily discontinued our in-person Bicycle Rodeos. We are, however, still offering traffic safety instruction with our in-person Pedestrian Rodeos. These guidelines outline the steps Safe Moves is taking to modify the traditional pedestrian rodeo experience to comply with the CDE recommended COVID-19 safety guidelines.

A Pedestrian Rodeo is an outdoor, interactive, engaging and effective program allowing students to experience simulated traffic situations as pedestrians in a safe learning environment called "Safe Moves City." "Safe Moves City" is a miniature-city, featuring custom-made props to replicate a community street. By using a realistic environment, children significantly improve their ability to recognize and avoid traffic hazards.



Social Distancing Guidelines

The most important guideline is keeping enough physical distance at all times. The rodeo format has been modified so that all participants can maintain the minimum distance from each other and the instructors.

- The course footprint is increased to allow everyone more space.
- Cones and chalk markers are set up at the various stopping points so that participants know where to stand.
- Reminder signs are posted at the start of the course (maintaining distance, wearing face masks, not touching face, eyes or mouths, and washing hands after the rodeo).
- Safe Moves instructors verbally review these safety procedures during the instructions to each session.
- Each session is kept small to avoid mixing of students who are not normally together and minimize any potential issues.

Social Distancing Harness

Six feet is unfortunately further apart than children normally stand. To that end, Safe Moves has designed a unique Social Distancing Harness* to help keep a physical space of 7' between students. The Harness enables instructors to easily and objectively monitor the distance between rodeo participants and ensure they don't crowd together. As long as the students stay 7' apart from one another, the canvas strap remains taut. If the strap droops, it is immediately visible so the students can self-correct. Safe Moves staff can also instruct participants to back up or move forward to keep the strap taut.

One harness accommodates 4 students at once. The harness is laid out on the ground ahead of time, fully extended. The students all stand in the designated spots, pick up their portion of the harness, and fasten it around their waists. The straps and Velcro are designed to be easy for even small hands to manage.

When the session is over, the students simply reverse the process. They stand on the designated spots, unfasten the harness, drop it on the ground, and step away to go wash their hands.

Instructor Health Protocols

- Face coverings will be worn by Safe Moves staff at all times. We also ask that students, teachers, and anyone else participating in/watching the rodeo wear face coverings.
- Safe Moves instructors will clean their hands with hand sanitizer or soap and hot water before and after each rodeo session.
- Safe Moves instructors will have the students wash their hands before and after every session (or ask the teachers to do so).
- Safe Moves instructors will maintain a two week health log (including temperature). In addition, they will be tested for COVID-19 every two weeks.

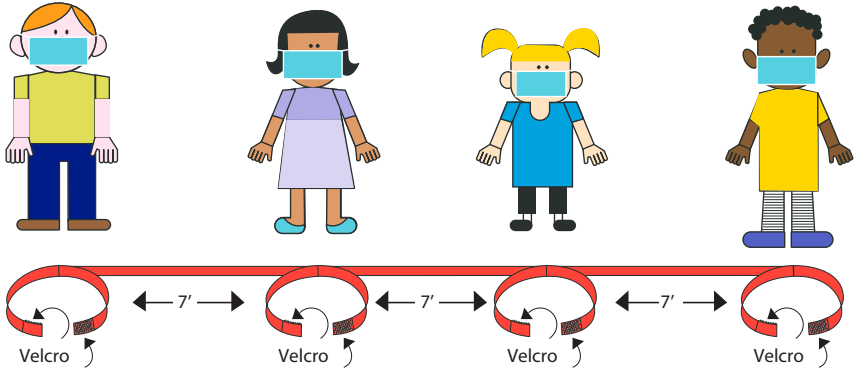
Further Safety Protocols

- Safe Moves instructors will bring their own supplies of hand sanitizer, disinfectant, wipes, and face coverings to each rodeo.
- Hand sanitizer will be made available to students after each session.
- Safe Moves will clean and disinfect all surfaces before and after each rodeo session. The surfaces to be disinfected include safety props, tables, barriers, and any other equipment as well as the Social Distancing Harness.
- Social Distancing Harnesses will be machine washed after each rodeo in preparation for the next day's rodeo.
- The cleaning materials (disinfectants) will be safely stored away from children and meet EPA criteria.

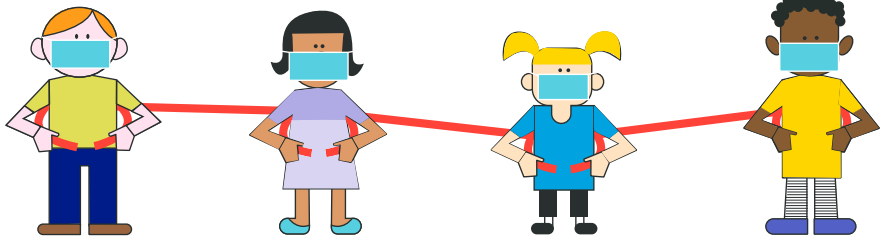
SAFE MOVES HARNESS™ Social Distancing Harness

How to put on the harness

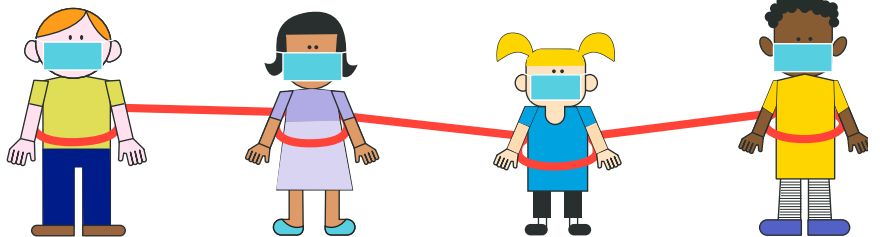
Step 1



Step 2



Step 3



For more information on scheduling a Pedestrian Rodeo, please call Safe Moves at (818)786-4614